

Toyota Sienna Hybrid Rear-Entry

CONVERSION: **REAR-ENTRY**

CUT: **LONG**

RAMP DEPLOYMENT: **MANUAL**



Now You Can Have Toyota Quality With Drive Verge Flexibility



The wheelchair passenger can be transported in the third row, or second row. The second row features a stationary OEM Companion seat and an OEM seat that is modified to flip and fold to create space for the wheelchair. Both seats are removable.



DRIVERGE®
VEHICLE INNOVATIONS

844-629-5238
www.driverge.com

The great looks and performance you expect, with the adaptability and access you need.

Flexible & Adaptable – This van can be quickly configured to accommodate a wheelchair passenger or up to 4 ambulatory passengers.

2nd Row comes standard with an OEM remounted passenger side Flip-and-Fold Seat and an OEM fixed companion seat on the driver's side.

3rd Row remains available for a wheelchair passenger or luggage.

Rear Ramp Loading/Unloading – Easier to load in driveways, standard parking spots, and on one-way streets. One lever controls all ramp movements.

4-year Conversion Warranty for U.S. Purchases – The one and only four-year or 50,000-mile consumer-use conversion warranty.

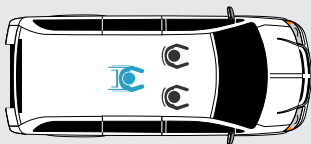
Structural Integrity – The only stainless steel floor available on accessible minivans pairs with an aluminum ramp to provide years of rust resistant performance.

2nd-row Wheelchair Position – The wheelchair passenger rides close to front row passengers. When transporting four non-wheelchair passengers, the wheelchair passenger will ride in the 3rd-row position.

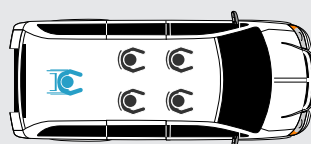
NMEDA MQAP Approved/CERTIFIED – Drivege is accredited by the National Highway Traffic Safety Administration and the National Mobility Equipment Dealers Association (NMEDA).

Select a seating schematic that's right for you.

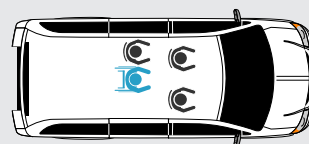
2nd-row OEM Remounted Seats



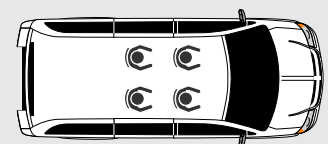
**2 Passengers
+ 1 Wheelchair User**



**4 Passengers
+ 1 Wheelchair User**



**3 Passengers
+ 1 Wheelchair User
(with the companion seat)**



4 Passengers

DIMENSIONS & SPECIFICATIONS

Information

A Overall Van Height w/Stowed Luggage Rack 73"

Rear Door Opening

B Usable Height 56"

C Usable Width 49"

Interior Information

D Wheelchair Location Interior height 57"

E Lowered Floor Length (flat area) 80"

F Lowered Floor Width 37"

Removable Front-row Seats No

Ramp Information

Fold-Out / In-Floor Fold out

Power / Manual Manual

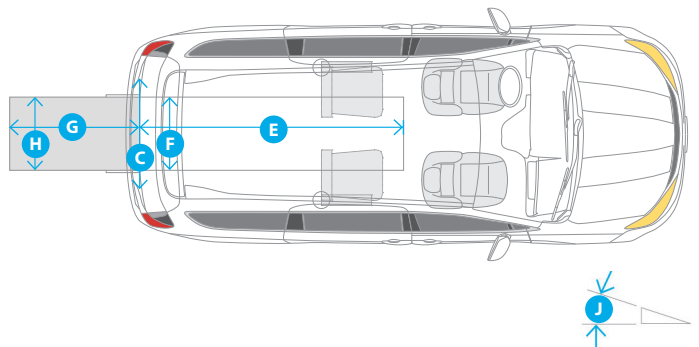
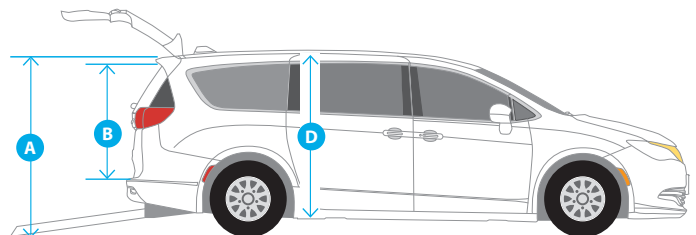
Weight Capacity 1,000 lbs.

Long Cut / Short Cut Long Cut

G Length 60"

H Width 36"

J Angle 10°



DRIVERGE®
VEHICLE INNOVATIONS

844-629-5238
www.drivege.com