

Chrysler Pacifica or Voyager Flex4

CONVERSION: **FLEX4**

CUT: **LONG**

ENTRY: **REAR**

RAMP DEPLOYMENT: **MANUAL**



Create the space
you need in seconds.



FlexFlat™ Manual Ramp
The ramp simply folds into the floor when not in use creating more cargo space. With two wheelchairs onboard, it stores upright.



Fold & Turn Seats
Comfortable, full-size seats easily fold and turn out of the way to create space for up to two wheelchairs or cargo.




DRIVERGE
VEHICLE INNOVATIONS

855.337.9543
www.driverge.com

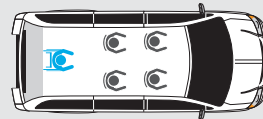
Same great looks and performance you expect, with the adaptability and access you need.

- **Flexible & Adaptable** – This van can be quickly configured to accommodate up to two wheelchair passengers or four non-wheelchair passengers.
- **4-year Conversion Warranty** – The one and only four-year or 50,000-mile consumer-use conversion warranty.
- **Rear Ramp Loading/Unloading** – Easier to load in driveways, standard parking spots, and on one-way streets. One lever controls all ramp movements.
- **2nd-row wheelchair Position** – The wheelchair passenger rides close to front row passengers. When transporting four non-wheelchair passengers, the wheelchair passenger will ride in the 3rd-row position.
- **Fold & Turn Seating** – 2nd-row seats can be folded then turned out of the way to create space for wheelchair passenger(s) or luggage.
- **FlexFlat Ramp** – This sturdy manual ramp is easily deployed for loading wheelchair passengers and folds flat into the floor when not in use to create space for luggage or cargo. Only Drivege has it!
- **Showroom Appearance** – This van maintains factory appearance, handling and performance.
- **NMEDA MQAP Approved/CERTIFIED** – Drivege is accredited by the National Highway Traffic Safety Administration and the National Mobility Equipment Dealers Association (NMEDA).

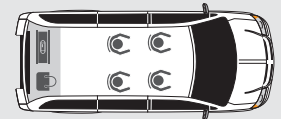
Go from a conventional minivan to a wheelchair accessible vehicle in under a minute.



2 Passengers
+ 2 Wheelchair Users



4 Passengers
+ 1 Wheelchair User



4 Passengers

DIMENSIONS:

Information	Chrysler Pacifica/Voyager
A Ramp width	30"
B Ramp length	48"
Ramp Capacity	800 lbs.
Ramp Angle	10°
C Lowered floor length	99.4"
D Lowered floor width	32"
E Entrance & Interior head room	56"

